
THE GREAT
HALLOWEEN
HUNT
AGES
5-8
Seek-and-Find, Counting, Mazes & More
MARCO PALLOTTO

This Book Belongs To...



How to Play

1. Look at the pictures in the key.
2. Find each object in the big picture.
3. Circle it, then check its box.

Find these 3 objects



☐ Star



☐ Candy



☐ Moon

Let's practice!



Pumpkin Patch

Find and circle the 5 hidden objects.



☐ Key ☐ Bow ☐ Spoon ☐ Star ☐ Leaf



Costume Closet

Find and circle the 6 hidden accessories.

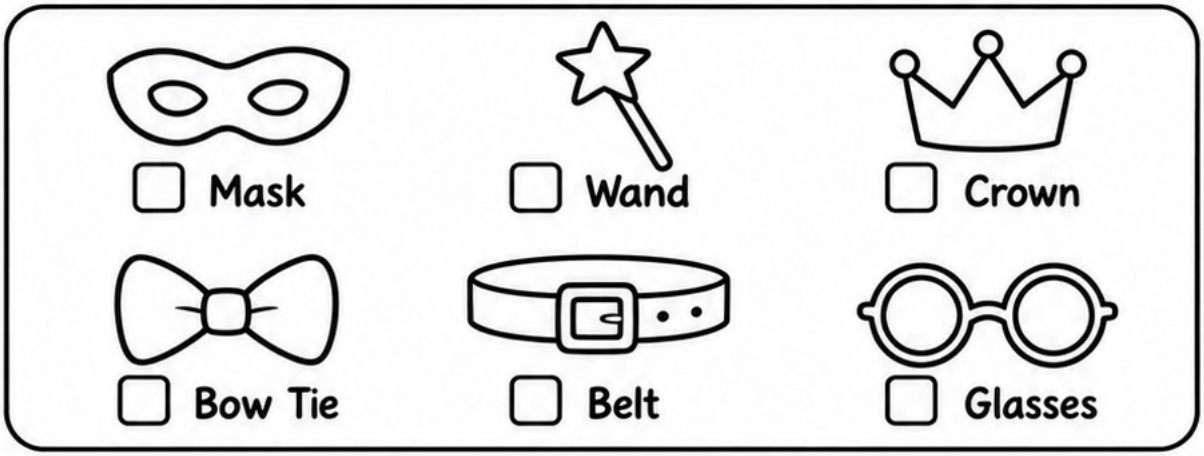

Friendly Ghost Picnic

Find and circle the 6 hidden objects.





Witch's Kitchen

Find and circle the 7 hidden objects.



☐ Mushroom



☐ Carrot



☐ Apple



☐ Spoon



☐ Whisk



☐ Key



☐ Bottle



Count the Bats

Find and count the bats, pumpkins, and ghosts.
Write each total in the boxes below.



Bats	Pumpkins	Ghosts

Monster Bedroom

Find and circle the 7 misplaced items.



☐ Toothbrush



☐ Striped Sock



☐ Spoon



☐ Key



☐ Carrot



☐ Mitten



☐ Cup



Halloween Parade

Find and circle the 8 hidden objects.



☐ Key



☐ Spoon



☐ Apple



☐ Bow



☐ Leaf



☐ Cookie



☐ Carrot



☐ Mitten



The Cat's Two Gardens

Can you spot the 5 differences?



Color the pictures when you finish!

Haunted Treehouse

Find and circle the 8 hidden objects.



☐ Key



☐ Spoon



☐ Bow



☐ Mitten



☐ Apple



☐ Leaf



☐ Wand



☐ Sock



Spider's Workshop

Find 2 circles, 2 triangles, and 2 squares.

Look for shapes with thick outlines.



2 Circles

☐ ☐



2 Triangles

☐ ☐



2 Squares

☐ ☐



Trick-or-Treat Street

Find and circle the 8 hidden objects.





Who Owns This Shadow?

Draw a line to match each picture to its shadow.

























Color the pictures when you finish!

Corn Maze

Follow the path to the pumpkin basket.
Find 4 hidden stars along the way.



START

FINISH



Color the corn and pumpkins when you finish!

Monster Bakery

Find and circle the 9 hidden objects.

- ☐ Key
- ☐ Mitten
- ☐ Sock
- ☐ Apple
- ☐ Carrot
- ☐ Leaf
- ☐ Bow
- ☐ Wand
- ☐ Button



Pumpkin Twins

Find and connect the 5 matching pairs.



Color your pumpkin twins!

Moonlight Playground

Find and circle the 9 hidden objects.

- ☐ Key
- ☐ Spoon
- ☐ Bow
- ☐ Mitten
- ☐ Apple
- ☐ Leaf
- ☐ Sock
- ☐ Wand
- ☐ Button



Candy Shop Count

Count each type of candy in the shop window.
Write the totals in the boxes below.



Lollipops	Wrapped Candy	Candy Corn	Chocolate Bars

Color the candy when you finish!

Witch's Messy Library

Find and circle the 10 hidden objects.



☐ Key



☐ Spoon



☐ Bow



☐ Mitten



☐ Apple



☐ Leaf



☐ Sock



☐ Wand



☐ Button



☐ Carrot



Ghost Laundry Day

Can you spot the 6 differences?





Color the pictures when you finish!

Halloween Patterns

Draw the picture that comes next in each row.

1 

2 

3 

4 

5 

6 

Color the pictures when you finish!

Monster School

Find and circle the 10 hidden objects.

- ☐ Key
- ☐ Spoon
- ☐ Bow
- ☐ Mitten
- ☐ Apple
- ☐ Leaf
- ☐ Sock
- ☐ Wand
- ☐ Button
- ☐ Carrot



Pumpkin Party

Find and circle the 10 hidden objects.

- ☐ Key
- ☐ Spoon
- ☐ Bow
- ☐ Mitten
- ☐ Apple
- ☐ Leaf
- ☐ Sock
- ☐ Wand
- ☐ Button
- ☐ Carrot



The Big Halloween Hunt

Final challenge! Find and circle the 12 hidden objects.

- ☐ Key
- ☐ Spoon
- ☐ Bow
- ☐ Mitten
- ☐ Apple
- ☐ Leaf
- ☐ Sock
- ☐ Wand
- ☐ Button
- ☐ Carrot
- ☐ Candy
- ☐ Toothbrush



Answer Key

Pages 2–7

Page 2 · How to Play



Star: on the ghost.
Candy: beside the pumpkin.
Moon: above the fence.

Page 3 · Pumpkin Patch



Key: between the front pumpkins.
Bow: on the basket handle.
Spoon: against the right pumpkin.
Star: on the small back pumpkin.
Leaf: on the bottom-right vine.

Page 4 · Costume Closet



Mask: on the top shelf.
Wand: beside the shoes.
Crown: inside the chest.
Bow tie: on the middle cape.
Belt: on the stool.
Glasses: on the right hanger.

Page 5 · Friendly Ghost Picnic



Apple: left of the basket.
Cookie: at the front of the blanket.
Sandwich: behind the basket, right.
Spoon: against the basket.
Fork: at the front left.
Cup: beside the right ghost.

Page 6 · Witch's Kitchen



Mushroom: beside the logs.
Carrot: in the basket.
Apple: on the top-left shelf.
Spoon: on the right counter.
Whisk: beside the window.
Key: on the folded towel.
Bottle: beside the right pot.

Page 7 · Count the Bats



Bats: 6 Pumpkins: 5 Ghosts: 3

Answer Key
Pages 8–13



Page 8 · Monster Bedroom

Toothbrush: on the pillow.
Sock: on the lampshade.
Spoon: among the books.
Key: on the rug.
Carrot: on the bedside table.
Mitten: on the bedpost.
Cup: inside the toy chest.



Page 9 · Halloween Parade

Key: beside the curb, left.
Spoon: in the robot's pocket.
Apple: on the left porch wall.
Bow: on the dinosaur's bag.
Leaf: on the pavement, right.
Cookie: in the pirate's bag.
Carrot: on the witch's hat.
Mitten: on the back railing.



Page 10 · The Cat's Two Gardens

The five differences:
Collar bell; pumpkin nose; flower petals;
fence knot hole; number of stones.



Page 11 · Haunted Treehouse

Key: on the porch.
Spoon: along the left branch.
Bow: on the porch rope.
Mitten: on the ladder.
Apple: in the upper-right branch.
Leaf: beside the tree base, right.
Wand: beside the trunk, left.
Sock: on the right branch.



Page 12 · Spider's Workshop

Circles: upper left and middle right.
Triangles: upper right and lower left.
Squares: middle left and lower right.



Page 13 · Trick-or-Treat Street

Key: on the left doormat.
Candy: on the middle doorstep.
Spoon: beside the left pumpkin.
Mitten: on the middle railing.
Apple: on the right planter.
Leaf: on the pavement, right.
Sock: on the left railing.
Wand: beside the right door.

Answer Key
Pages 14–19



Page 14 · Who Owns This Shadow?

Right-side shadows, from top to bottom:
Bat, candy, pumpkin, cat, witch hat, ghost.



Page 15 · Corn Maze

Stars: upper left, middle right,
lower left, and bottom right.
Finish: the bottom-right opening.



Page 16 · Monster Bakery

Key: on the counter, bottom left.
Mitten: over the flour sack.
Sock: on the upper-right shelf.
Apple: beside the mixing bowl.
Carrot: on the right baking tray.
Leaf: beside the bread, top right.
Bow: on the front cupcake.
Wand: among the tools, left.
Button: beside the rolling pin.



Page 17 · Pumpkin Twins

Count rows from the top.

Left 1 → Right 3
Left 2 → Right 4
Left 3 → Right 1
Left 4 → Right 5
Left 5 → Right 2



Page 18 · Moonlight Playground

Key: beside the swing support.
Spoon: on the bench.
Bow: on the swing rope.
Mitten: on the slide ladder.
Apple: beside the bench leg.
Leaf: on the ground, bottom right.
Sock: on the seesaw handle.
Wand: beside the slide.
Button: by the stepping stones.



Page 19 · Candy Shop Count

Lollipops: 6
Wrapped candy: 5
Candy corn: 7
Chocolate bars: 4

Answer Key

Pages 20–25

Page 20 · Witch's Messy Library

Key: lower-left bookshelf.
Spoon: on the open book.
Bow: upper-right book stack.
Mitten: on the stool.
Apple: upper-left shelf.
Leaf: middle-right bookshelf.
Sock: lower-right shelf.
Wand: left bookshelf.
Button: beside the scrolls.
Carrot: middle-left book stack.

Page 21 · Ghost Laundry Day

The six differences:
T-shirt heart; sock stripes; sheet's mouth;
pumpkin stem; number of stones; cloud.

Page 22 · Halloween Patterns

1. Hat
2. Cat
3. Hat
4. Bat
5. Cat
6. Cat

Page 23 · Monster School

Key: floor beside left backpack.
Spoon: among the shelf books.
Bow: right backpack handle.
Mitten: left chair back.
Apple: teacher's desk.
Leaf: central open book.
Sock: right backpack.
Wand: beside the chalkboard.
Button: floor by central desk.
Carrot: chalkboard tray.

Page 24 · Pumpkin Party

Key: beside ring-toss base.
Spoon: on the snack table.
Bow: on the balloon string.
Mitten: on the chair back.
Apple: beside table pumpkins.
Leaf: ground, bottom right.
Sock: left tablecloth edge.
Wand: beside toss board.
Button: ground, front center.
Carrot: beside the beanbags.

Page 25 · The Big Halloween Hunt

Key: library bookshelf.
Spoon: kitchen counter.
Bow: parcel on armchair.
Mitten: bedroom bedpost.
Apple: beside kitchen pot.
Leaf: upper library bookshelf.
Sock: bedroom nightstand.
Wand: library window.
Button: rug by the stairs.
Carrot: kitchen shelf.
Candy: fireplace mantel.
Toothbrush: bedroom pillow.

Halloween Detective Certificate

I completed the Halloween Hunt!

Name

_____

Date

_____



Great job, Halloween Detective!

A Halloween hunt full of fun!

Join friendly ghosts, silly monsters, and curious cats for a Halloween adventure packed with puzzles.

- Seek-and-find scenes
- Counting games and picture patterns
- Mazes, matching, and spot-the-difference
- Pictures to color and a detective certificate

For curious kids ages 5–8

